

2.0 LED JOKER

MODERNISED BEST SELLER REVIS

Modern design



**ELECTRIC CONSUMPTION
OF THE DRIVER WHEN THE
LAMP IS OFF = 0 !**



**EQUIPPED WITH LED
MODULE THAT CAN BE
REPLACED AS EASILY AS A
BULB**

Picture to come

Anti-glare diffusor

**Switch on the base:
70% and 70% of
luminous flux**



PERFORMING

Economic when it's on and off

- **Switched on**

This new version of the Led Joker lamp is equipped with even more performing LED: they lighten more: 650 lumens and their electric consumption is very low = **excellent luminous efficacy of 108 lm/W.**

- **Switched off**

Drivers used for the LED lamps always use a little even when the lamp is off. But **2.0 Joker LED driver does not consume anything.**

Advantage: the LED module can be replaced as easily as a bulb.

LIGHTING QUALITY

Comfort and wellness

2.0 Led Joker diffuses a warm lighting very pleasant and without danger for the eyesight. The asymmetrical lighting eliminates glare and limits the contrast **avoiding eyestrain and headaches.**

DESIGN

Modernised version of a best seller

2.0. LED Joker was restyled by the famous French designer internationally known Patrick Jouffret. He perfectly managed to modernise the lines by keeping the rounded shapes and harmonious proportions that made it a very successful lamp. 2.0 Led Joker is an essential model that will perfectly fit any office.

"A powerful lighting and a subtle design. 2.0 LED Joker offers an excellent quality/price ratio" + LED module exchangeable

Technical information

Classical version: Available colours



Wood version



VARIATOR SWITCH

On the base/ 3 positions : Off ,
70% and 100 % of luminous
intensity

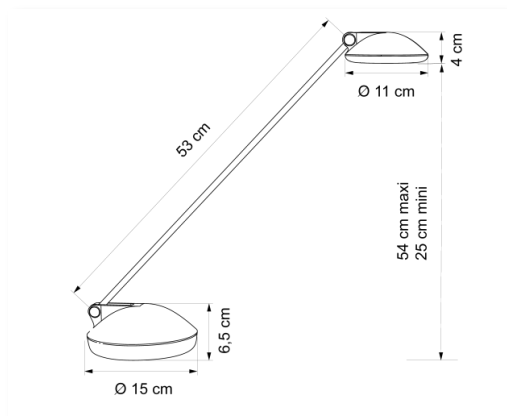
MOVEMENTS

2 articulations: head and arm
inclinables

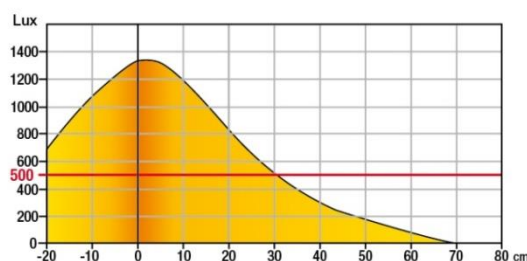
MATERIALS

ABS, BPT high temperature and
aluminium and epoxy painting

***Efficacité lumineuse
108 lm/w**



LUX CURVE Measures 40 cm from work surface



SOURCE

Integrated LED*:

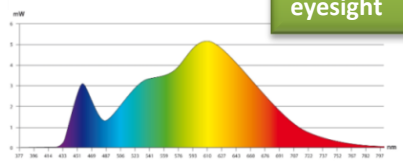
power: 6W

***Module can be replaced**

DRIVER On the base

**Module LED can
be replaced**

SPECTRAL CURVE



**No danger
for the
eyesight**

DIRECTIVES

CE RoHS



SAP no.	Colour	Energy consumption KW/1000 hours	Lm	Lm/ W*	Colour T°	CRI	Source's lifetime*	Warranty	Origin	Net weight	EAN code
NC	Black	6,3	650	108	2900 K	92	40 years	5 years		NC	NC
NC	White	6,3	650	108	2900 K	92	40 years	5 years		NC	NC
NC	Metal grey	6,3	650	108	2900 K	92	40 years	5 years		NC	NC
NC	Bleu	6,3	650	108	2900 K	92	40 years	5 years		NC	NC
NC	Lilas	6,3	650	108	2900 K	92	40 years	5 years		NC	NC
NC	Vert anis	6,3	650	108	2900 K	92	40 years	5 years		NC	NC
NC	Bois	6,3	650	108	2900 K	92	40 years	5 years		NC	NC

* Luminous efficacy based on the rated power of the source

**Calculated on the basis of a 1000 hours use of the lamp per year